

2026 Austin Valentine Super Ball

1 GOOD HEARTED GLASGOW J32 · 3/4L

Peter Knapman: Collins Pocket Reference: Scottish Country Dancing · Crib: E-cribs · Diagram: Keith Rose's Diagrams

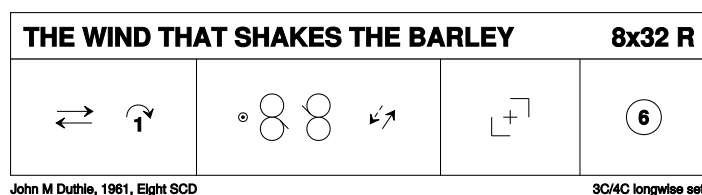
- 1- 1c turn RH | cast off (2c up) ; turn LH $1\frac{1}{4}$
- 9- Teapots R ; and L (2c+1W & 1M+3c RHA ; 2c+1M & 1W+3c LHA)
- 17- 1c lead down and up (2,1,3)
- 25- Circle6 and back



2 THE WIND THAT SHAKES THE BARLEY R32 · 3/4L

John M Duthie: Eight Scottish Country Dances · Crib: E-cribs · Diagram: Keith Rose's Diagrams

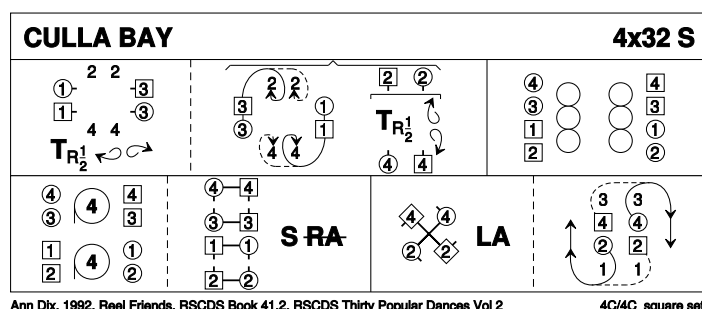
- 1- 1c down the middle {3} and up | cast off (2c up)
- 9- Reels3 across, 1c Rsh to 2cnr , finish facing 1cnr
- 17- Turn CPCP
- 25- Circle6 and back



3 CULLA BAY S32 · 4S

Ann Dix: RSCDS XLI 2 · Crib: E-cribs · Diagram: Keith Rose's Diagrams

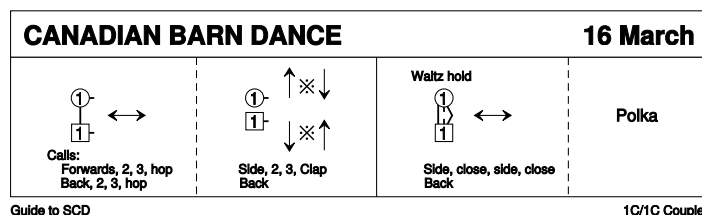
- 1- 1c+3c turn RH $\frac{1}{2}$ with person opposite, face that person | twirl R and into opposite place ; 2c+4c repeat this and face in **while**{4} 1c+3c (W leading) chase $\frac{1}{4}$ clw | curve into centre and swivel R to face out (1c facing 4pl and 3c facing 2pl)
- 9- Parallel Reels4 across
- 17- 2c+1c & 3c+4c circle4 L ; face other couple and set | $\frac{1}{2}$ RHA, flowing into
- 25- 2c+4c LHA in the middle ; dance out passing same sex standing dancer on the side Rsh, and chase R (M leading) to 1pl/3pl (to 2,3,4,1).






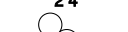

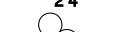
4 CANADIAN BARN DANCE X16 · 1RR

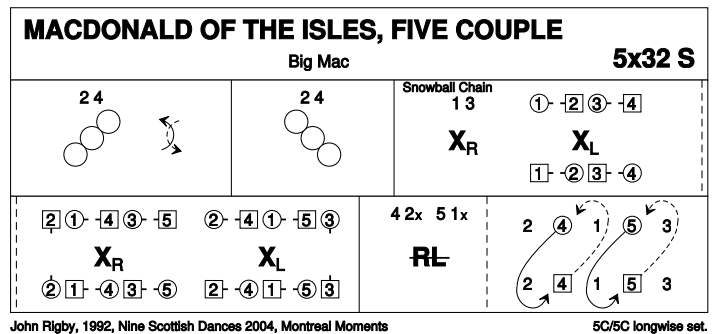
B Durrands: Collins Pocket Reference: Scottish Country Dancing · Crib: E-cribs · Diagram: Keith Rose's Diagrams

- 1-4 move forwards with 3 runs (outer foot starting) and a hop | repeat backwards
- 5-8 move away from partner with the same step and clap on the hop | and back into ballroom hold
- 9-12 Slip- in-slip-hop in line of dance (RR cclw) | same back
- 13-16 progress RR cclw with half turns in step-hop and open out to begin again



John F Rigby: Nine Scottish Country Dances · Crib: E-cribs · Diagram: Keith Rose's Diagrams

- | | | | |
|-----|--|---|--|
| 1– | 2c+4c diagonal Reel4 with 1cnrs, at end pass P Lsh to face 2cnrs | MACDONALD OF THE ISLES, FIVE COUPLE
<div>Big Mac</div> <div>   </div> | |
| 9– | 2c+4c diagonal Reel4 with 2cnrs (2cnr loop by the R) (to 1,2,3,4,5) | <div>Snowball Chain</div> <div>1 3</div> <div>   </div> | |
| 17– | “Cumulative G-Chain” (1c+3c cross RH 1c+2c & 3c+4c pass LH on the side (2,1x,4,3x,5) ; 2c cross RH and 1c+4c & 3c+5c pass RH on the sides) 2c+4c & 1c+5c pass LH on the side as 3c cross LH (4,2x,5,1x,3) | <div>   </div> | |

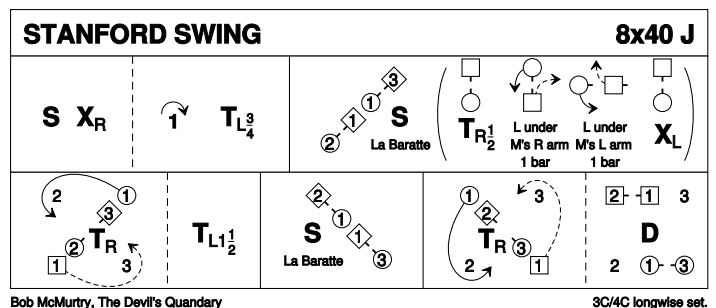


(adapted from Derek Haynes "MacDonald of the Isles")

6 STANFORD SWING J40 · 3/4L

Bob McMurtry: *The Devil's Quandary Book 2* · *Crib: E-cribs* · *Diagram: Keith Rose's Diagrams*

- | | | |
|-----|--|--|
| 1– | 1c set cross RH ; cast off (2c up) Turn LH $\frac{3}{4}$ to face 1cnr | |
| 9– | 1c+1cnrs set La Baratte [turn RH $\frac{1}{2}$ to full arms' length change back sideways, W passing in front with her back to M, changing hands overhead to LH turn LH $\frac{1}{2}$ to exchanged places], 1c face out and 1cnrs face in | |
| 17– | 1cnrs turn RH, and dance through 2pl to own place while {4} 1c dance Lsh round 2cnr and in through the ends ; 1c turn LH $1\frac{3}{4}$ to face 2cnr | |
| 25– | 1c+2cnrs set La Baratte, 1c face out and 2cnrs face in | |
| 33– | 2cnrs turn RH, to own place facing 1c while {4} 1c dance Lsh round 3cnr into 2pl facing 4cnr ; 1c+4cnr dance BtoB (2,1,3) | |

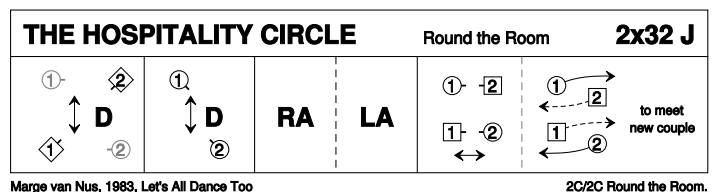


7 THE HOSPITALITY CIRCLE J32 · 2RR

Marge van Nus: Let's All Dance Too · Crib: MiniCrib's · Diagram: Keith Rose's Diagrams

Round the Room 2 facing 2

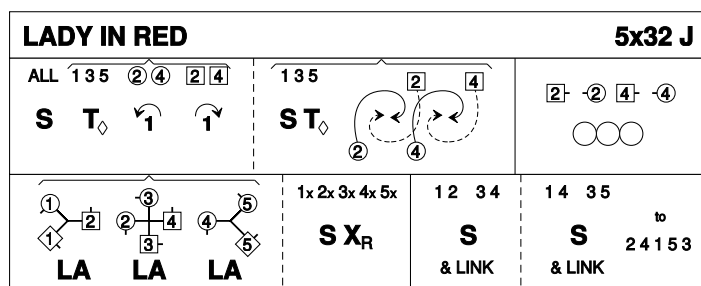
- | | |
|--------------|---|
| 1-8 | Ladies Adv+Ret & dance DoSiDo |
| 9-16 | Men Adv+Ret & dance DoSiDo |
| 17-24 | All dance RH across, LH back |
| 25-32 | All Adv+Ret & pass RSh to meet new couple |



8 LADY IN RED J32 · 5/5L

Simon Scott: RSCDS XLVIII 13 · Crib: E-cribs · Diagram: Keith Rose's Diagrams

- 1- All Set | [1c+3c+5c petronella to midline ; Set to P | petronella to opp.side] **while(6)** [2c+4c cast 1 place clw (M up, W down) ; cross between the setting couple (2W+4M pass RH) | cast R to face P on midline (M below W)]
- 9- 2c+4c Reel4 on midline, finish facing own side
- 17- 1c+2W & 2M+3c+4W & 4M+5c LHA to opp. sidelines ; All set | all cross RH (1,2,3,4,5)
- 25- 1c+2c & 3c+4c S&Link ; 1c+4c & 3c+5c S&Link (2,4,1,5,3)



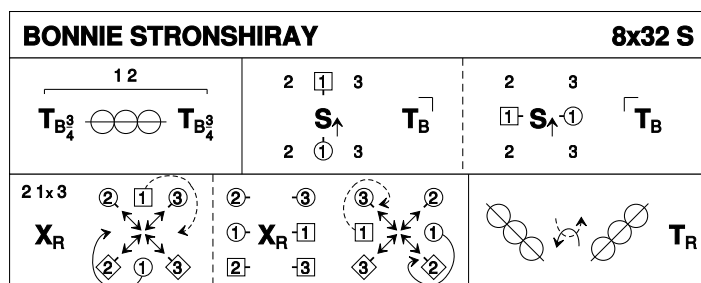
Simon Scott, Ruby Anniversary Collection 1964-2004, RSCDS Book 48.13

5C/5C longwise set.

9 BONNIE STRONSHIRAY S32 · 3/4L

Robert M Campbell: Dancing Gems 1957-2023 · Crib: E-cribs · Diagram: Keith Rose's Diagrams

- 1- 1c+2c Half Reel Progression (both turn BH $\frac{3}{4}$ onto midline, $\frac{1}{2}$ Reel4, turn BH $\frac{3}{4}$ to (2,1,3))
- 9- 1c set advancing and passing, turn 1cnrs BH to finish between end couples ; repeat with 2cnrs to finish (2,1x,3)
- 17- 2c+1c+3c cross RH (1c face out and corners face in diagonally) | [19-20] corners advance {1} and retire {1} **while(2)** 1c casts R to finish between end couples ; in lines across all change places RH (up / down) | Repeat [19-20] from new places, 1c finish BtoB facing 4cnr (2cnr persons)
- 25- 1c $\frac{1}{2}$ Reel4 with these cnrs, pass Lsh round P to face 3cnr (1cnr persons) ; $\frac{1}{2}$ Reel4 with these cnrs, at end turn RH to 2pl own sides



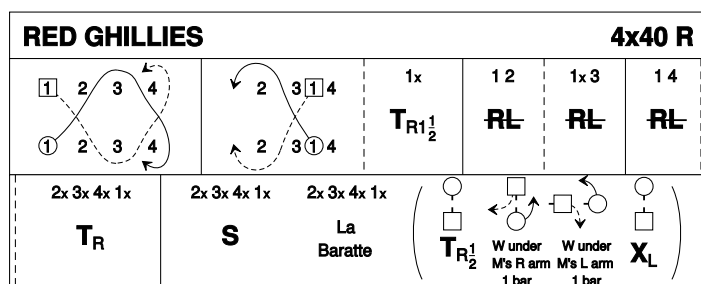
Robert M Campbell, 1963, Glasgow Assembly

3C/4C longwise set.

10 RED GHILLIES R40 · 4/4L

Ann Skipper & Neil Stewart McLeod: If The Ghillie Fits · Crib: E-cribs · Diagram: Keith Rose's Diagrams

- 1- 1c cross between 2c, cast behind 3c ; cross down and cast up round 4c
- 9- 1c cross up between 3c and cast behind 2c to top ; turn RH $1\frac{1}{2}$ to 1pl
- 17- 1c+2c $\frac{1}{2}$ R&L ; 1c+3c $\frac{1}{2}$ R&L
- 25- 1c+4c $\frac{1}{2}$ R&L ; All turn RH (2x,3x,4x,1x)
- 33- All set | All "La Baratte" [turn P RH $\frac{1}{2}$ to full arms' length | change back sideways, W passing in front with her back to M, changing hands overhead to LH | turn LH $\frac{1}{2}$ to own side] (2,3,4,1)



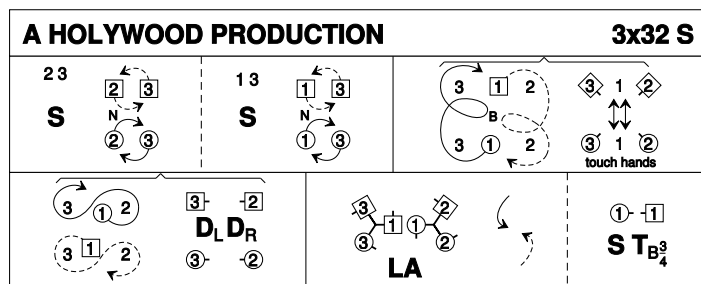
Ann Skipper & Neil Stewart McLeod, If The Ghillie Fits

4C/4C longwise set.

11 A HOLLYWOOD PRODUCTION S32 · 3/3L

Murrough Landon: Woodhall Book 2 · Crib: E-cribs · Diagram: Keith Rose's Diagrams

- 1– 2c+3c mirror S&Link, 3c casting up (1,3,2) ; 1c+3c mirror S&Link, 3c casting up, 1c end facing out (3,1,2)
- 9– 1c cast R round 3c to face P down/up on 2c diagonal **while{4}** 3c+2c adv&ret diagonally briefly taking hands in a circle ; 1c pull RSh back & cast R round 2c to 2plx **while{4}** 3c+2c repeat [9–12] to (3,1x,2) & 3c face 2c on sides
- 17– LSh “push-me pull-you” Reels3 on sides: 1c dance track of LSh Reels3, ending on centre line RSh to P, 1M below 1W **while{8}** cnrs dance BtoB on sides passing LSh ; repeat passing RSh
- 25– 3c+1W & 1M+2c LHA, 1c pass LSh to face down/up on centre line ; 1c set | turn $\frac{3}{4}$ BH to (3,1,2)



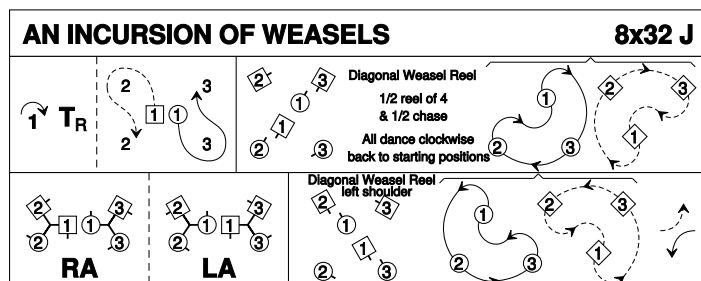
Murrough Landon, 2019, <http://my.strathspey.org/u/murrough/HollywoodProduction.pdf>

3C/3C longwise set.

12 AN INCURSION OF WEASELS J32 · 3/4L

Murrough Landon: Woodhall Book 2 · Crib: E-cribs · Diagram: Keith Rose's Diagrams

- 1– 1c cast off (2c up) | turn RH to centre line facing own side ; $\frac{1}{2}$ fig8 LSh round 4c to face 1c on diagonal
- 9– All dance RSh diagonal Weasel reel: $\frac{1}{2}$ reel4 on diagonal & chase $\frac{1}{2}$ way clw via 2c pos to re-enter reel, corners end in same places, 1M ends below 1W on centre line
- 17– 2c+1W & 1M+3c RHA, 1c pass RSh ; 2c+1M & 1W+3c LHA, 1c end facing 2cnrs
- 25– All dance LSh diagonal Weasel reel with $\frac{1}{2}$ cclw chase. 1c do not pass RSh on [32] but curve L to face out in 2pl (2,1,3)
After their 2nd turn 1c cast off as 4c step up on [1–2] of next repeat



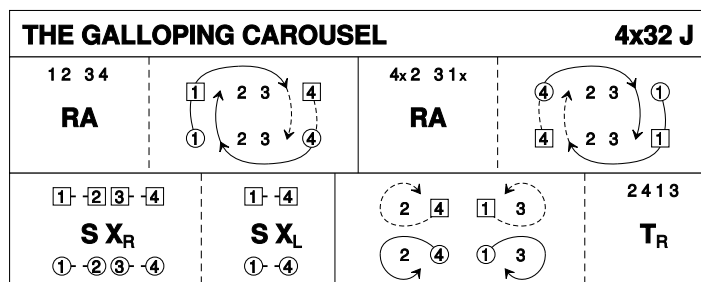
Murrough Landon, 2020, <https://my.strathspey.org/u/murrough/IncursionOfWeasels.pdf>

3C/4C longwise set.

13 THE GALLOPING CAROUSEL J32 · 4/4L

John de Chastelain: RSCDS LIII 3 · Crib: E-cribs · Diagram: Keith Rose's Diagrams

- 1– 1c+2c & 3c+4c RHA ; 1W & 4M (partners following) chase clw behind sidelines to other end (4x,2,3,1x)
- 9– Repeat from new positions, to own places
- 17– 1c facing 2c & 3c facing 4c set | change places RH ; 1c+4c repeat LH (2,4,1,3)
- 25– 1c & 4c dance out between nearest end couple and cast back ; all C turn RH (2,4,1,3)



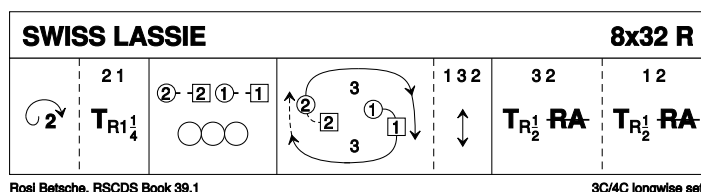
John de Chastelain, RSCDS Book 53, 25 Dances for 25 Years

4C/4C longwise set.

14 SWISS LASSIE R32 · 3/4L

Rosi Betsche: RSCDS XXXIX 1 · Crib: E-cribs · Diagram: Keith Rose's Diagrams

- 1– 1c cast off 2 (dance in to begin) (2c+3c up) ; 2c+1c 1¼ turn RH to midline, facing P
- 9– 2c+1c Reel4 on midline, 2M and 1W end facing opposite side, with P behind
- 17– 2c & 1c chase clw round 3c to (1,3,2) ; All A&R
- 25– 3c+2c turn RH ½, leading into ½ RHA, to sidelines ; 1c+2c repeat (2,1,3)

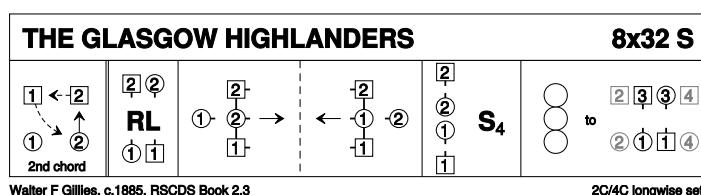


15 THE GLASGOW HIGHLANDERS S32 · 2/4L

RSCDS II 3 · Crib: E-cribs · Diagram: Keith Rose's Diagrams

2 chords. On 2nd chord 1W crosses down to R of P, 2W moves 1 place up and 2M crosses to her place, so 1c faces 2c across.

- 1– 1c+2c R&L, finish with 2M between 2W & 1W facing down and NHJ, 1M behind him
- 9– 1W+2M+2W dance down the middle, 1M following ; all turn (W inwards, M R about) 1M NHJ with the women, and 2M following, dance up to finish in line across, the W on the sidelines facing P in the middle (1c on M side)
- 17– 1c+2c set to P: Glasgow Highlanders step (M may do some other Highland step)
- 25– Reels4 {6} across the dance | 1c lead down the M side and 2c up the W side to face next couple. On reaching the top, 2c waits inactive on own side ; on reaching the bottom 1c waits inactive on own side.



Notes: The RSCDS prescribes a 4c set, but the tradition is a longwise set 'for as many as will'.

16 BRITANNIA TWO STEP X16 · 3pRR

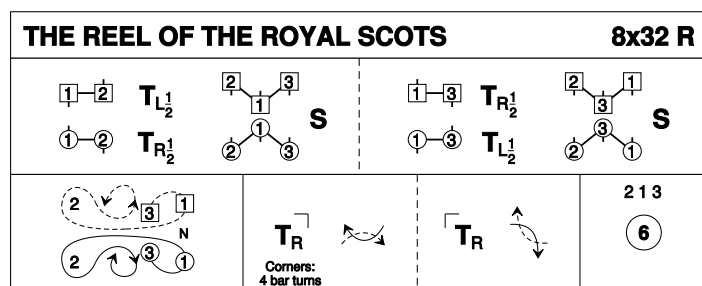
Collins Pocket Reference: Scottish Country Dancing · Crib: MiniCrib

Round the Room in 3s facing anticlockwise

- 1-4 Nearer hands joined, touch the left heel then the left toe to the floor, bouncing on the right foot with each touch, All skip to the left for one step. Repeat with opposite feet.
- 5-8 Skip forward for two steps, then backwards for two steps.
- 9-12 All set & Ladies turn under Mans arms
- 13-16 Skip forward for two steps, then backwards for two steps

17 PROGRAMME ITEM – Andy Ross Strathspey (32S3) per Sandy's email

- 1-** 1W+2W (1M+2M) turn LH (RH) $\frac{1}{2}$, finishing 1c BtoB in 2pl | All set as in DTr ; 1W+3W (1M+3M) turn RH (LH) $\frac{1}{2}$ | 2c+3c+1c set as in DTr
- 9-** 1c followed by 3c dance up between 2c, cast off ; dance NHJ down through 3pl, cast up to 2pl, 3c looping into 3pl (2,1,3)
- 17-** 1c turn 1cnrs RH, pass RSh (cnrs dance for {4}) ; turn 2cnrs RH (same), and cross RSh to (2,1,3)
- 25-** All circle6 and back (2,1,3)



Roy Goldring, 1983, RSCDS Leaflet 7

3C/4C longwise set.